

VAN'S AIRCRAFT, INC.

14401 Keil Road NE, Aurora, Oregon, USA 97002

PHONE 503-678-6545 • FAX 503-678-6560 • [www.vansaircraft.com](http://www.vansaircraft.com) • [info@vansaircraft.com](mailto:info@vansaircraft.com)

## NOTIFICATION 05-17-11

**Date Released:** May 17, 2011

**Date Effective:** May 9, 2011

**Subject:** Cracking in Stabilator Nose Ribs

**Affected Models:** RV-12 EMP/CONE Kits and individual parts shipped between November 5, 2010 and May 5, 2011.

**Recommended Action:** Inspect all HS-1204 FWD INBD RIBS (6/kit) for cracks.

**Time of Compliance:** Prior to installation of the ribs or before the next condition inspection.

### Synopsis:

Prior to installation, customer found crack in stiffening flange of HS-1204 FWD INBD RIB. Structurally these cracks do not present a safety of flight risk. However, builders are encouraged to inspect affected parts and to take corrective action if cracks are found.

*Parts shipped before November 5, 2010 are not affected by this notification.*

### Method of Compliance:

In order to comply with this notification the following action should be taken:

1. Inspect all HS-1204 rib stiffening flanges for cracks. See illustrations on page 2.
2. If crack is found repair rib per the modification procedures listed below.
3. If rib is installed and not accessible to repair make a log book entry and inspect for propagation at or before next annual condition inspection. Contact Van's Aircraft for further instructions.
4. Place a copy of this notification in the back of the maintenance manual for your aircraft.

Note the addition of this notification to the bottom of the Maintenance Manual table of contents.

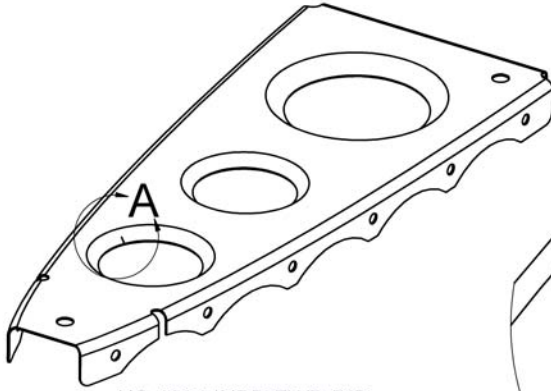
### Replacement and Modification Procedures:

#### PART NUMBER

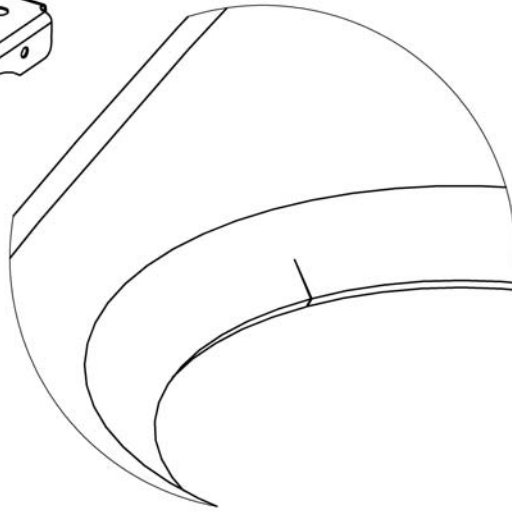
HS-1204 FWD INBD RIB

#### MODIFICATION PROCEDURES

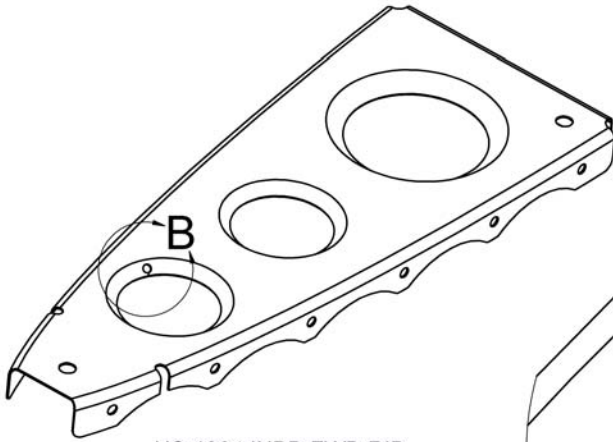
Repair by stop drilling using #40[2.5mm] drill bit.



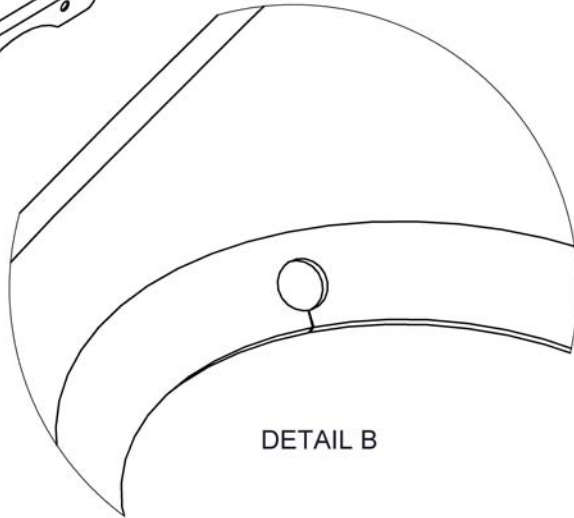
HS-1204 INBD FWD RIB  
SHOWN CRACKED



DETAIL A



HS-1204 INBD FWD RIB  
SHOWN STOP-DRILLED #40



DETAIL B

